

OPPENHEIMER HOLDINGS INC.
INVESTOR PRESENTATION
1Q-16

Presented by:

Robert Lowenthal

Senior Managing Director, Chairman of Management Committee

Jeffrey Alfano

Executive Vice President & Chief Financial Officer



SAFE HARBOR STATEMENT

This presentation and other written or oral statements made from time to time by representatives of Oppenheimer Holdings Inc. (the “company”) may contain “forward-looking statements” within the meaning of Section 27A of the Securities Act of 1933, as amended, and Section 21E of the Securities Exchange Act of 1934, as amended. These forward-looking statements may relate to such matters as anticipated financial performance, future revenues or earnings, business prospects, new products or services, anticipated market performance and similar matters. The Private Securities Litigation Reform Act of 1995 provides a safe harbor for forward-looking statements. The company cautions that a variety of factors could cause the company’s actual results to differ materially from the anticipated results or other expectations expressed in the company’s forwarding-looking statements. These risks and uncertainties include, but are not limited to, those risk factors discussed in Part I, “Item 1A. Risk Factors” of our Annual Report on Form 10-K for the fiscal year ended December 31, 2015 (the “2015 Annual Report”). In addition, important factors that could cause actual results to differ materially from those in the forward-looking statements include those factors discussed in Part II, “Item 7. Management’s Discussion & Analysis of Financial Condition and Results of Operations – Factors Affecting ‘Forward-Looking Statements’” of our 2015 Annual Report. Any forward-looking statements herein are qualified in their entirety by reference to all such factors discussed in the 2015 Annual Report and the company’s other SEC filings. There can be no assurance that the company has correctly or completely identified and assessed all of the factors affecting the company’s business. The company does not undertake any obligation to publicly update or revise any forward-looking statements.

OVERVIEW

Oppenheimer is a leading investment bank and full-service investment firm that provides financial services and advice to high net worth investors, individuals, businesses and institutions.



Wealth Management

Private client services and asset management solutions tailored to individuals' unique financial objectives



Capital Markets

Investment banking services and capital markets products for institutions and corporations



Commercial Mortgage Banking

Provides high quality service for the acquisition, refinance, rehabilitation and construction of multifamily and healthcare properties

Quick Facts

\$78.7B Client Assets Under Administration

1,220+ Financial Advisers

82 offices in 24 states;
5 foreign jurisdictions

\$23.7B Client Assets Under Management

+250 Institutional Sales Professionals

32 senior research analysts covering
~520 equity securities

Note: Data as of March 31, 2016

CURRENT ENVIRONMENT

Global

- Economic growth – weakness in China's economy
- Decline in oil and other commodity prices
- Interest rate environment
- Politics (U.S. Presidential Election 2016)

Industry

- Regulatory landscape
- Department of Labor Conflicts of Interest Final Rule
- Fintech revolution
- Demographics of wealth management
- Lower transaction volumes

OUR CULTURAL VALUES

“Our core values and our culture are the most important and enduring strength of this firm. As we stay true to our principles, always doing what is right and best for our clients, then in the best and worst of times, we can feel justly proud of our efforts. As we make the changes necessary to evolve and to adapt, we face the future from a position of strength”

- Our reputation is based on integrity and trust
- Take responsibility for our actions and decisions
- Follow the spirit as well as the letter of the law
- Keep customer information secure
- Maintain an open dialogue with clients
- Respect our competitors

Cultural Values

Business Principles

Talent & Leadership

Technology
Investments

OUR BUSINESS PRINCIPLES



Client Focus

Deeply committed to our clients and offer the same level of service to investors of all sizes

Tailored Advice

Recommendations for each client are tailored and based on a deep-seeded knowledge of individual goals

Trust

Our track record demonstrates a commitment to results driven investments and leadership in the financial marketplace

Proven Expertise

We have earned a role as a trusted adviser for our clients by consistently providing expertise, insight, and results



INVESTING IN TALENT & LEADERSHIP

Recruiting & Growth

- Changed leadership in Private Client Division
- 14 new branch managers in the past year
- Recalibrate expectations of financial advisers
- New National Head of Recruitment
- New Financial Adviser recruitment deal
- Associate Financial Adviser Program

Key Initiatives

- Internship and Training Program
- Next Generation Program
- “Oppenheimer University”
- Professional Development
- Firm-wide Communications



Cultural Values

Business Principles

Talent & Leadership

Technology Investments

TECHNOLOGY INVESTMENTS



Made substantial investments in technology to satisfy regulatory and compliance needs as well as to better service our clients

- New platform for all investment advisory programs
- Launched new mobile application
- Implemented systems to improve surveillance capabilities
- Enhanced Know Your Client system to gather more information on our clients
- Engaged outside data experts to review and analyze big data

Cultural Values

Business Principles

Talent & Leadership

Technology Investments

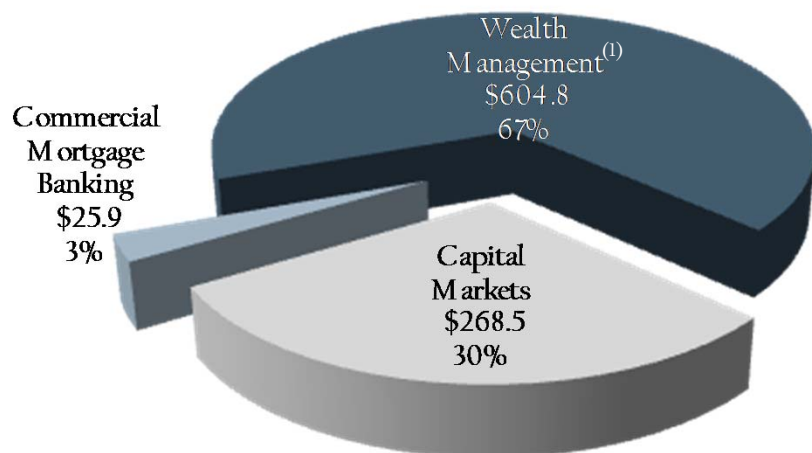
LET'S LOOK AT OUR RESULTS

Snapshot

Shareholders' Equity at 3/31/16 ('000s)	\$516,346
Book-value at 3/31/16	\$38.12
Tangible Book-value at 3/31/16	\$25.43
Market Cap at 4/27/16 ('000s)	\$216,594
Share Price at 4/27/16	\$16.30
TTM IQ-16 Revenue ('000s)	\$901,518

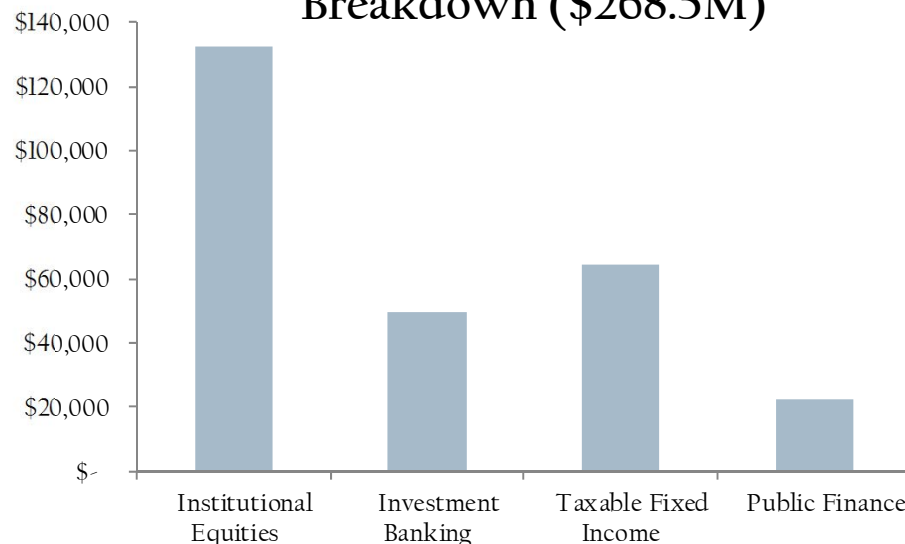
Business Segment Results TTM IQ-16

Total Revenue: \$899M

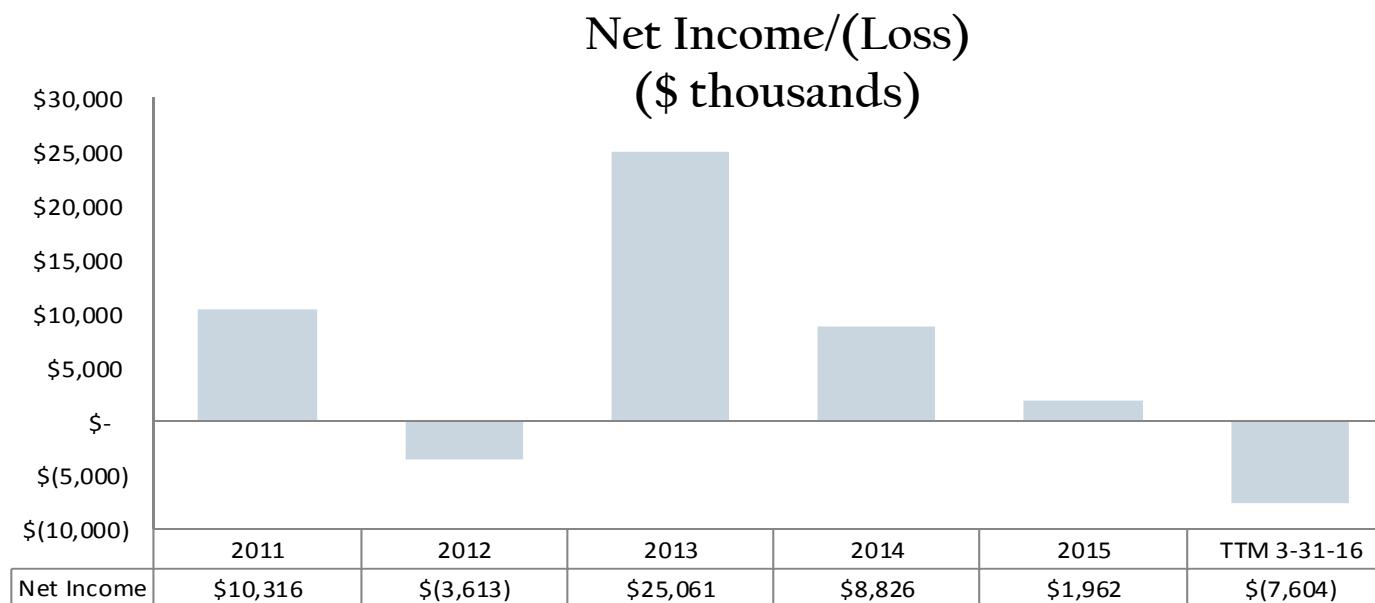
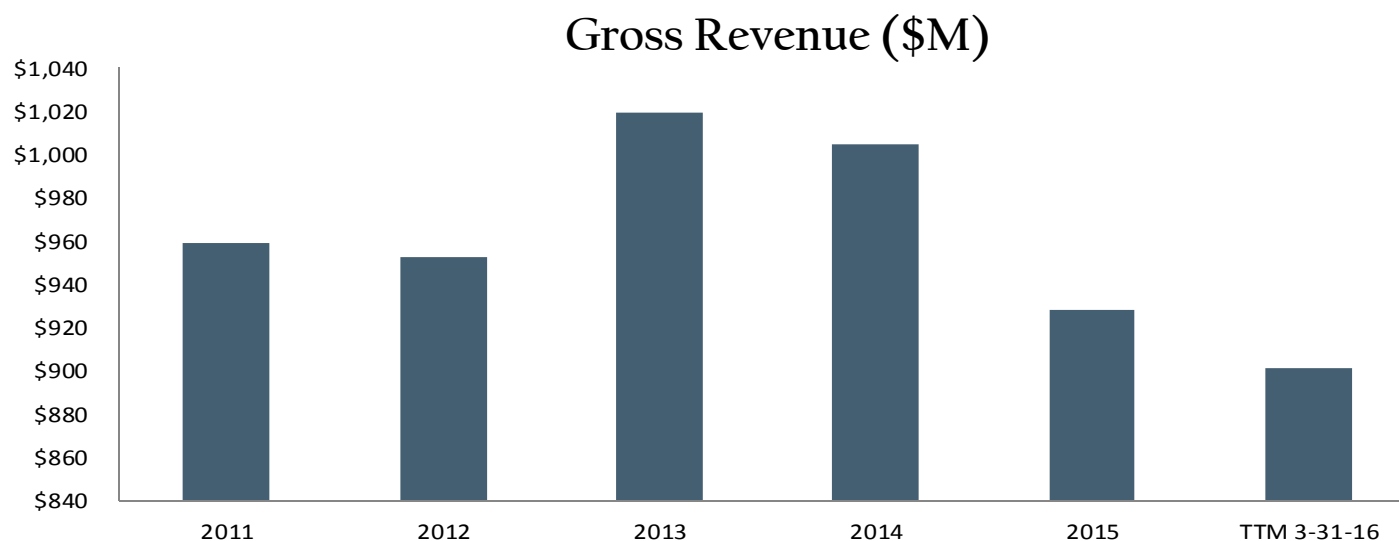


⁽¹⁾ Wealth Management represents Private Client and Asset Management business segments

Capital Markets Revenue Breakdown (\$268.5M)



FINANCIAL RESULTS CONTINUED



CAPITAL STRUCTURE AS OF MARCH 31, 2016

Conservative Risk Profile

- Straight-forward balance sheet
- Level 3 assets represent 3.8% of total assets (primarily ARS)
- Regulatory Net Capital of \$112.8M
- Regulatory Excess Net Capital of \$89.3M
- Long-term Debt Financing Secured Through 2018

Capital Structure

(\$ in thousands)	March 31, 2016
Total Assets:	\$2,620,864
Stockholders' Equity:	\$516,346
Long-Term Debt:	\$150,000
<hr/>	
Total Capitalization:	\$666,346

Ratios

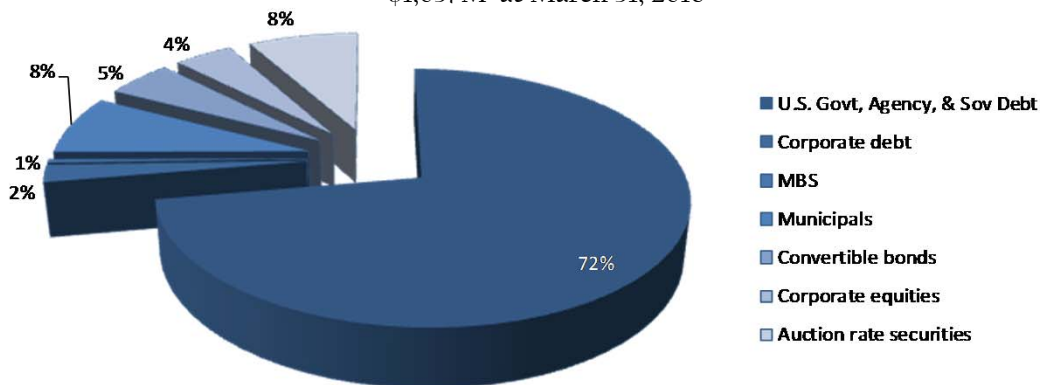
Equity to Assets:	20%
Capitalization to Assets:	25%
Debt to Equity:	29%
Gross Leverage Ratio:	5.1X

Securities Trading

- Primarily a client-facing business (limited proprietary trading)
- High turnover of securities inventory
- 2015 VaR average of \$708 thousand
- Gross leverage ratio consistent around 5x

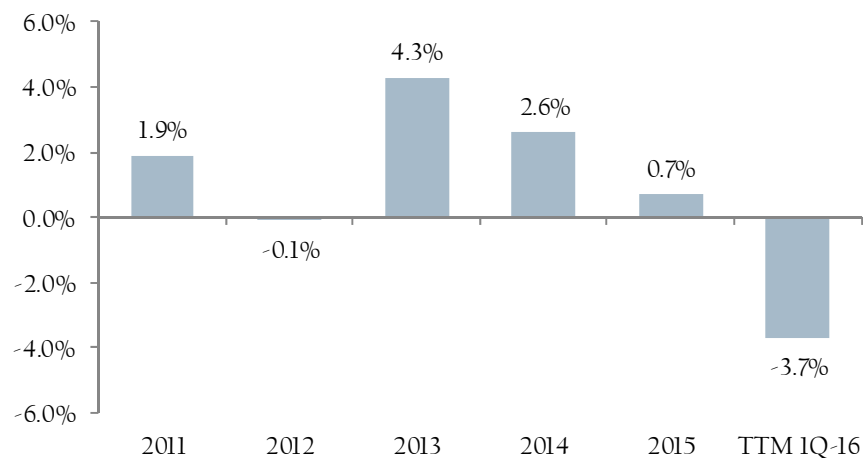
Securities Inventory Composition

\$1,037M at March 31, 2016

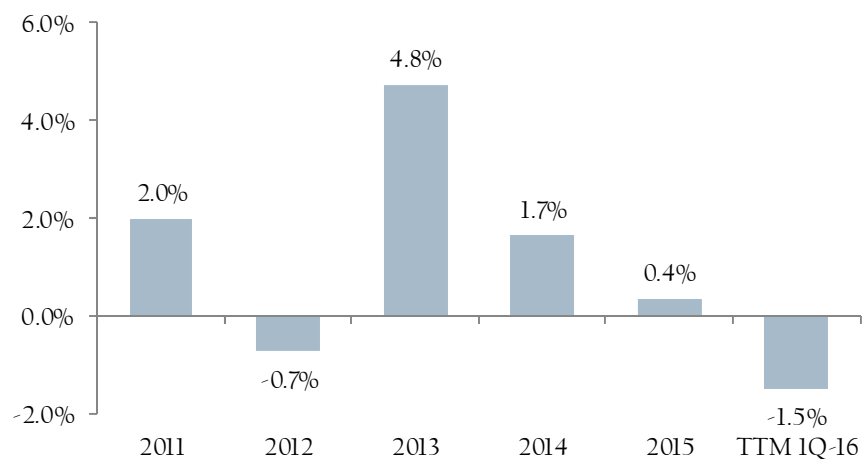


SELECT FINANCIAL MEASURES

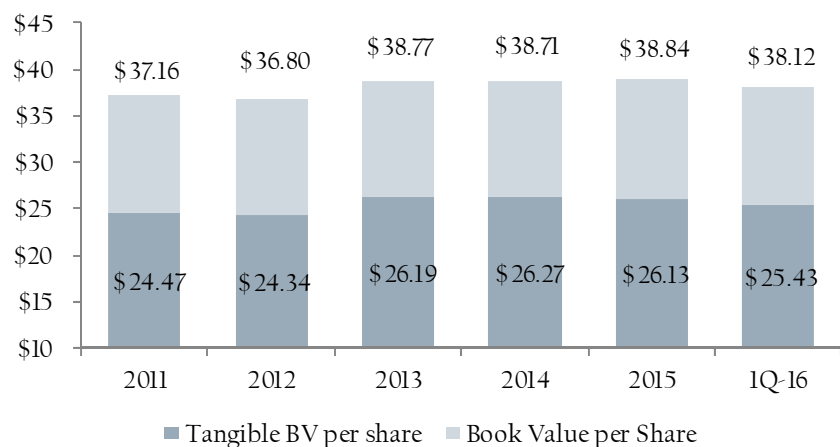
Pretax Margin (%)



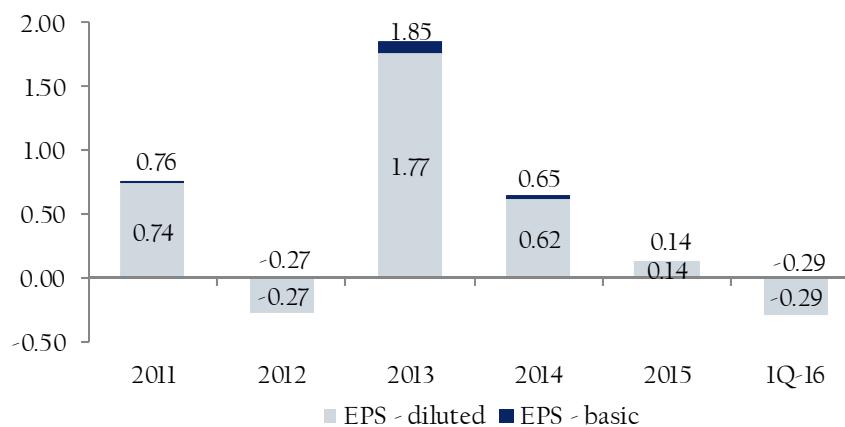
ROE



Book Value

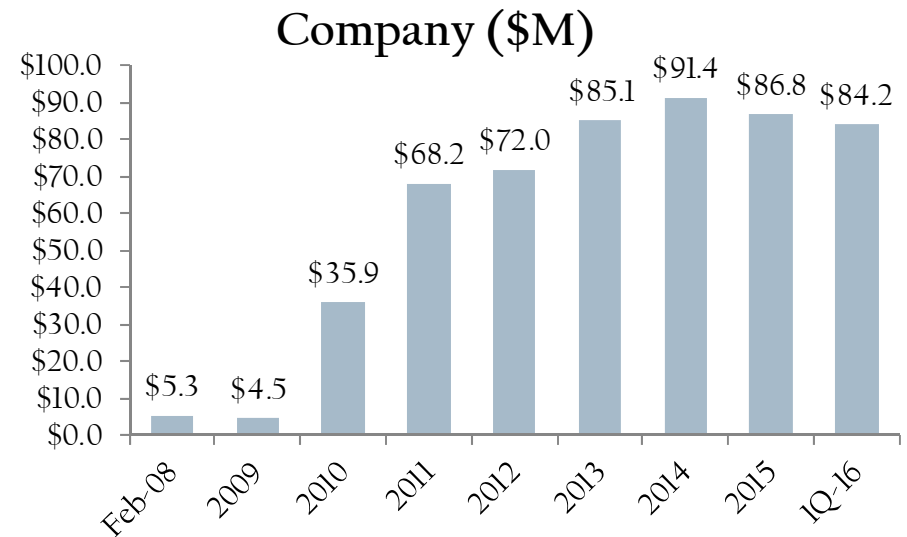
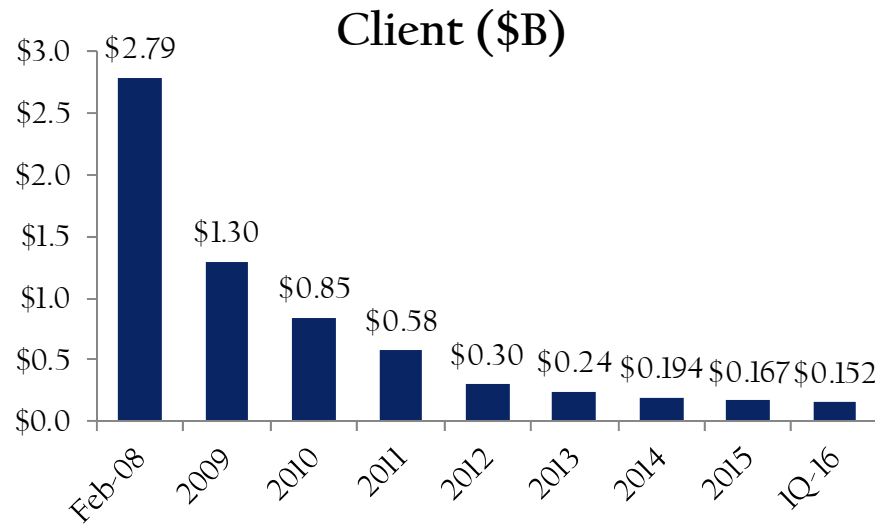


Earnings per Share (\$)



WE CONTINUE TO ADDRESS THE ARS MATTER

ARS Holdings

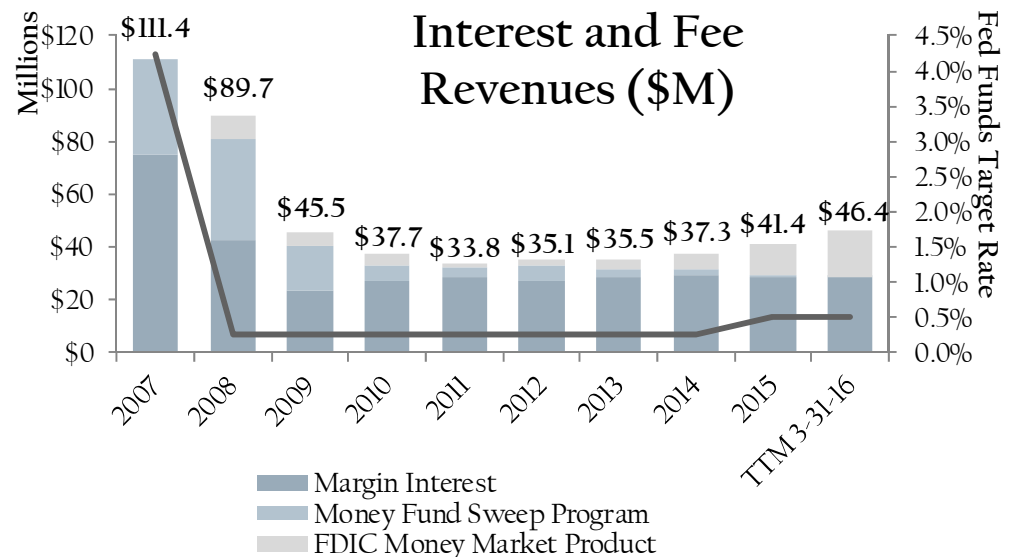
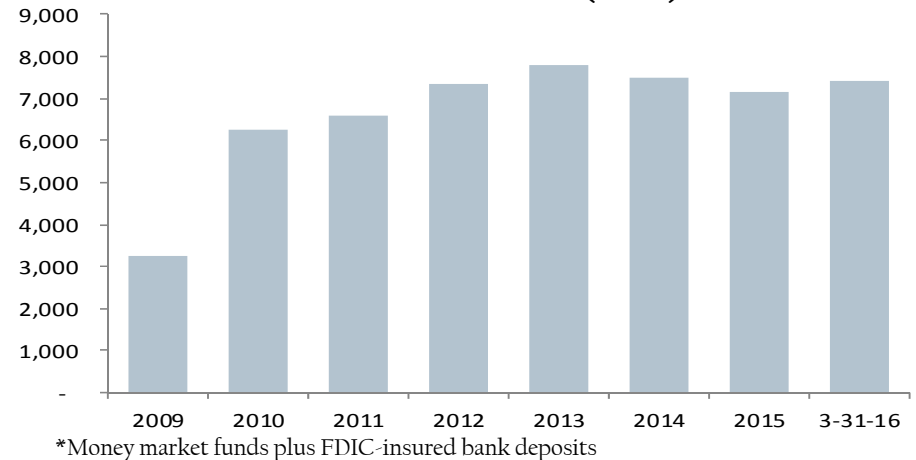


- Auction Rate Securities (“ARS”) failed in Feb. 2008 with over \$330B outstanding in market
- Oppenheimer clients held \$2.8B in Feb. 2008
- Settlements with New York Attorney General and Massachusetts Securities Division in Feb. 2010
- ARS purchased from clients under regulatory settlements totals \$116.9M through March 31, 2016
- Eligible investors for future buybacks under the settlements with the regulators held approximately \$37.3M of ARS as of March 31, 2016
- Commitments to purchase under legal settlements and awards as of March 31, 2016 was \$32.5M

POSITIONED WELL FOR A RISING INTEREST RATE ENVIRONMENT

- Low interest rates have had significant impact on interest and fee revenues
- Gross interest revenues down approximately \$74M annually since 2010 due to low interest rates
- Firm's interest rate sensitive products:
 - Cash sweep balances
 - Margin lending
 - Firm investments (Auction Rate Securities)
- FDIC-insured bank deposit program has client assets of \$7.3 billion
- Federal Reserve raised the target for federal funds rates by 25 bps in December 2015

Cash Sweep Balances* (\$M)



THANK YOU FOR YOUR TIME

PPENHEIMER